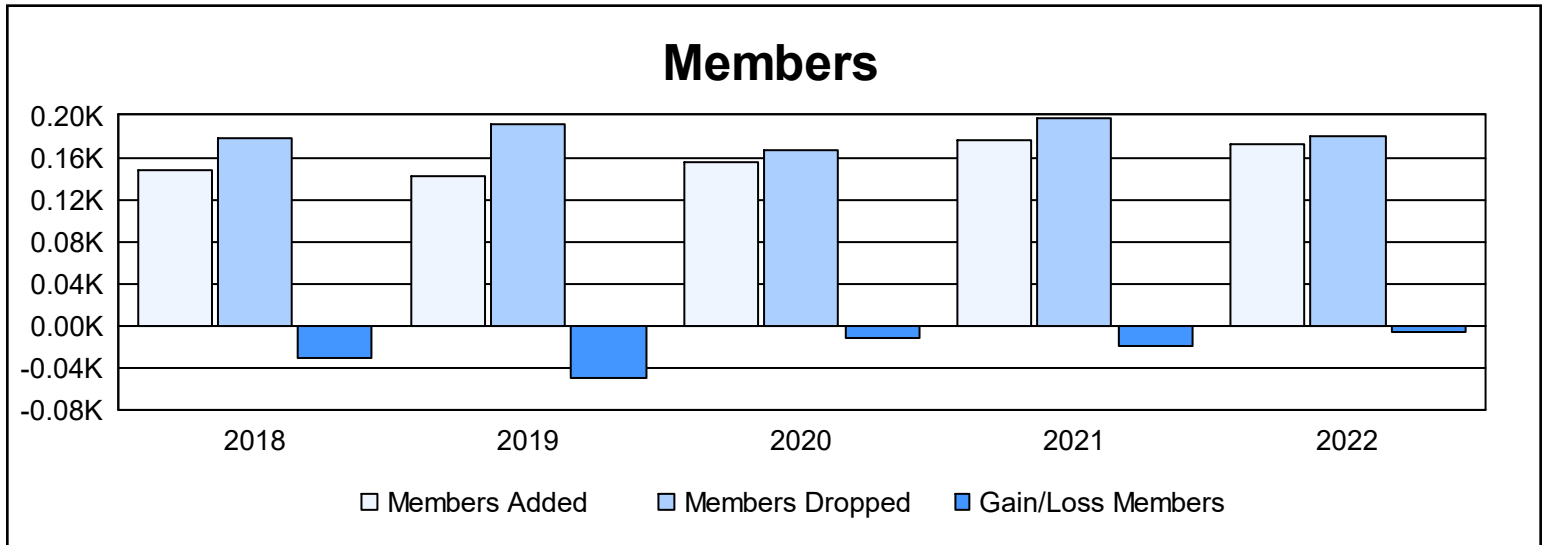
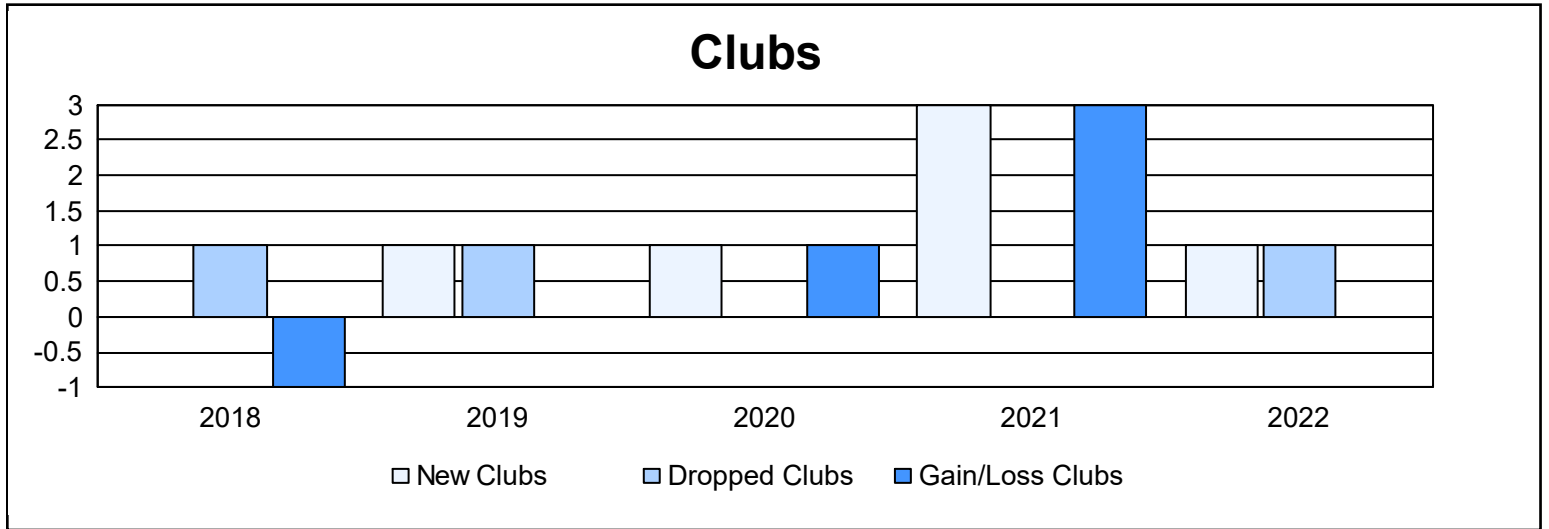
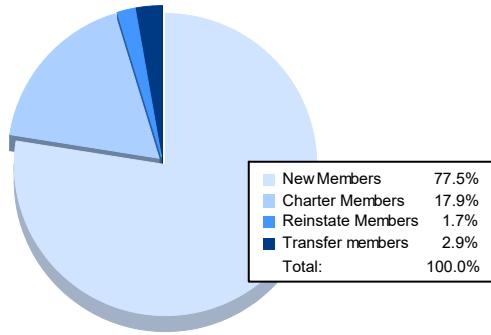


Year	New Clubs	Dropped Clubs	Gain/ Loss Clubs	New Members	Charter Members	Reinstate Members	Transfer Members	Total Member Added	Total Members Dropped	Gain/ Loss Members
2017-2018	0	1	-1	139	1	4	4	148	179	-31
2018-2019	1	1	0	101	33	4	4	142	191	-49
2019-2020	1	0	1	111	31	7	7	156	167	-11
2020-2021	3	0	3	96	61	7	13	177	197	-20
2021-2022	1	1	0	134	31	3	5	173	180	-7
<b>Average</b>	<b>1</b>	<b>1</b>	<b>1</b>	<b>116</b>	<b>31</b>	<b>5</b>	<b>7</b>	<b>159</b>	<b>183</b>	<b>-24</b>



### Membership Composition June 2022 Cumulative



### Gender Composition June 2022 Cumulative

